



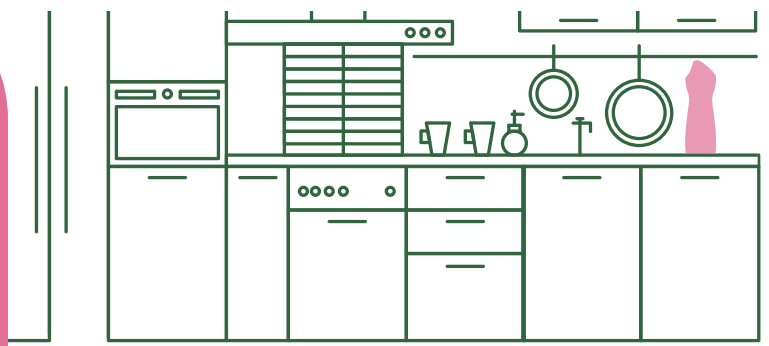
HANDY ANDY™

101 USES AND COUNTING

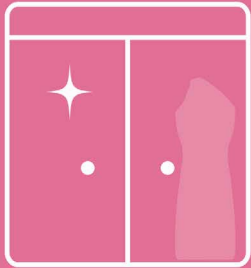
Tests have been done on general household surfaces. Please test on a small portion of the surface before you use on the full surface.

If used on any items which come in contact with food eg. pots and inside air fryers, rinse well after cleaning with Handy Andy.

KITCHEN



#1 clean and shine
granite surfaces



#2 remove grease
from kitchen
cabinets



#3 remove food from
counters



#4
clean wooden
cutting boards

#5
clean and
remove stickers
from glassware




#6 remove coffee
and tea stains
from mugs

#7
clean
wooden
furniture



#8 remove candle
wax from surfaces
within 15 minutes
of the spill



#9
remove
grease
from pots

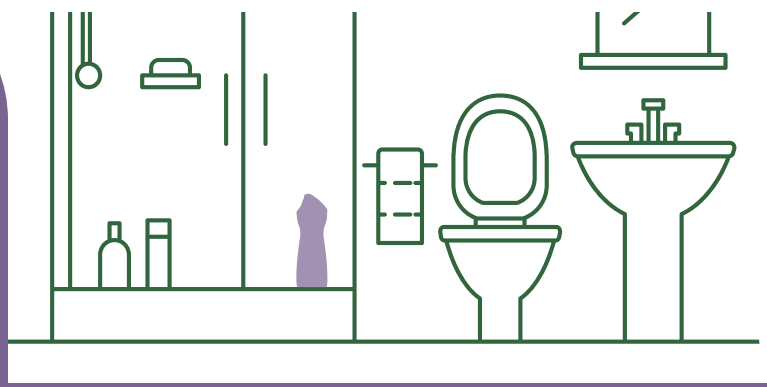


#10
clean and shine
kitchen sinks

#11 apply
to the exterior
of pots before
cooking to
prevent them
burning black



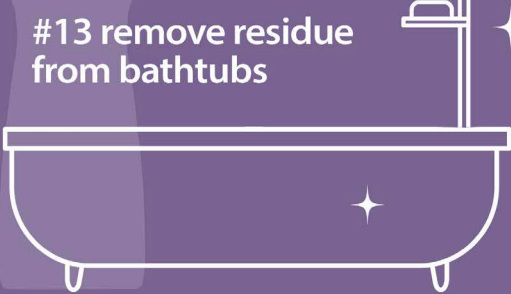
BATHROOM



#12 clean shower tiles



#13 remove residue from bathtubs

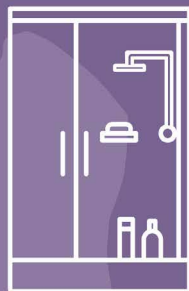


#14 remove scuff marks from porcelain sinks



#15 clean bathroom drains

#16 remove soap scum and water spots from shower doors



#17 clean toilet seats

#18 clean and shine bathroom tiles



#19 clean and shine taps



#20 clean plastic shower curtains



#21 clean and shine mirrors




#22 remove black or brown hair dye spills from counters within 5 minutes of the spill



#23 remove toothpaste spills on basins within 15 minutes of the spill

OFFICE



#24 clean
picture frames

#25 clean
stainless
steel
filing
cabinets



#26 remove ink
stains from surfaces
within 15 minutes
of the spill

#27 clean
office desks




#28 clean
plastic office
chairs

ALL ROOMS



#29 clean and freshen plastic bins



#30 clean inside cupboards

#31 clean marks off ceilings and walls

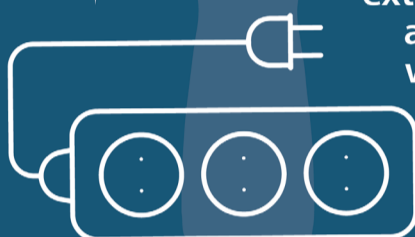


#32 clean windows

#33 clean chargers and charger cables, avoid contact with exposed wire



#34 clean outer extension cords, avoid contact with exposed wire



#35 clean the inside and outside of glass and plastic light shades



#36 clean light switches, avoid contact with exposed wire



#37 clean foundation and concealer spills off dressing tables within 15 minutes of the spill



#38 clean book shelves

#39 clean and shine floors



#40 remove scuff marks from wooden skirting



#41 remove make up stains inside plastic make up bags



#42 clean white or black shoe polish spills on surfaces within 15 minutes of the spill

#43 clean and shine glass lampshades



#44 clean and shine glass coffee tables



#45 remove nail polish spills off surfaces within 15 minutes of spill



#46 clean make-up off make-up brushes (rinse thoroughly after cleaning)



#47 clean eyeliner and mascara spills off dressing tables within 15 minutes of the spill




#48 clean lipstick spills off dressing tables within 15 minutes of the spill



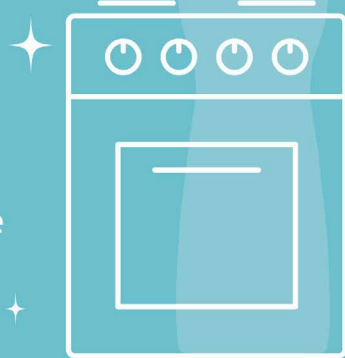
#49 clean tv, aircon, fan and gate remotes, avoid contact with exposed wire



APPLIANCES




#50 clean
glass stove
tops



#51 clean inside
oven and
oven doors

#52 clean
inside
airfryers




#53 clean
outside of
washing
machines

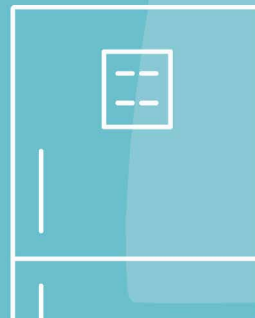


#54
clean inside
microwaves


#56 remove grease
from stainless
steel oven racks



#55 clean
stainless
steel
appliances





#57 clean
inside fridges



#58
clean
metal
gas
stove
tops

HOME ITEMS



#59 clean
plastic
luggage

#60 clean and
shine glass
display cases



#61 clean
and shine
ceramic
figurines



#62 clean and
shine glass
sculptures

#63 remove grease
stains from
clothing



#64 remove paint
from clothing within
15 minutes of the spill

#65 clean
and shine
brass
items



#66 soak
stained kitchen
cloths in sink



#67 remove
stains from
carpets - check
the label of the
product first



#68 whiten
soles of
sneakers




#69 remove make-up
stains from clothing



#70 clean plastic or
rubber shoes

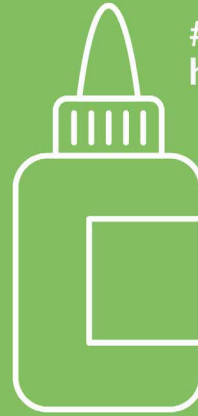
KIDS



#71 remove
slime off
clothes within
15 minutes
of the spill




#72 remove
playdough spills
from surfaces
within 15 minutes
of the spill



#74 remove messed glue
from surfaces within 15
minutes of the spill



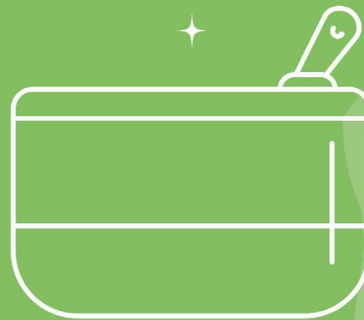
#73 clean food off plastic
high chairs



#75 clean
plastic cooler
boxes



#76 remove paint
from brushes within
15 minutes of use



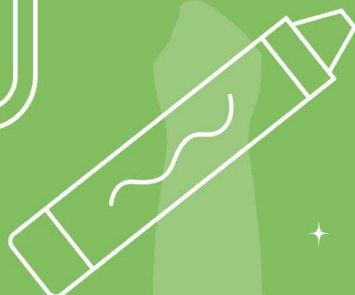
#77
clean plastic
pencil boxes




#78 remove crayon
marks from surfaces within
15 minutes of the spill



#79 remove
crayon marks
from walls



#81 clean rubber
toys and dolls



#82 clean
plastic toys
and dolls

#80 clean plastic
lunch boxes

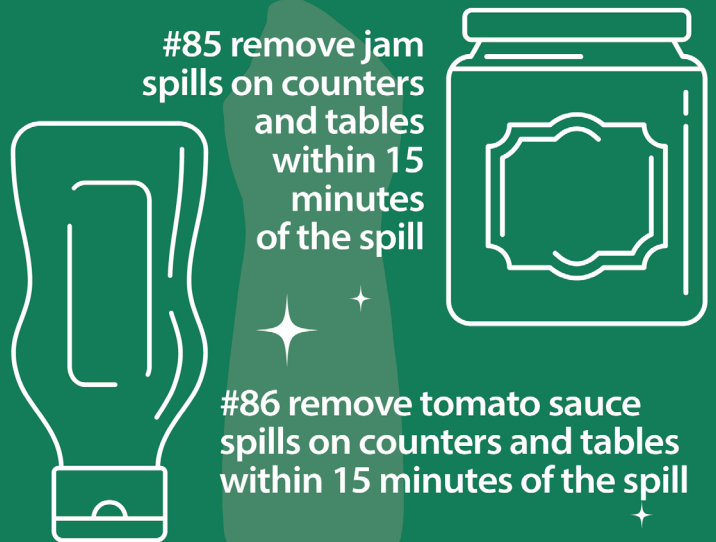
SPILLS



#83 remove oil spills on counters and tables within 15 minutes of the spill



#84 remove curry and tumeric spills on counters and tables within 15 minutes of the spill



#85 remove jam spills on counters and tables within 15 minutes of the spill

#86 remove tomato sauce spills on counters and tables within 15 minutes of the spill

#87 remove coffee and tea spills from counters and tables within 15 minutes of the spill



#88 remove beetroot spills on counters and tables within 15 minutes of the spill



#89 remove paint spills from surfaces within 15 minutes of the spill

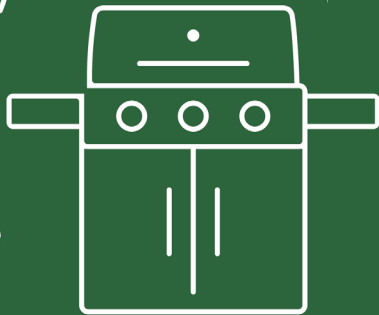
#90 remove red wine spills on counters and tables within 15 minutes of the spill

OUTDOORS



#91 clean dirt
and grease
off steel
car rims

#92 scrub grease
off braais



#93 clean
balcony railings



#94 clean steel
security gate




#95 clean
pet
bowls



#96 clean
dirt off
bicycles

#97 clean and shine car
interiors



#98 remove bugs and tar from car
plastic bumpers

#99 clean gym
equipment



#100 clean
vinyl car seats



#101
clean
and
shine
plastic
outdoor
furniture



101
HANDY
ANDY
USES AND
COUNTING

